


ANNAMALAI UNIVERSITY

(Accredited with 'A' grade by NAAC)
Annamalainagar- 608002, Tamil Nadu, India

Consolidated Academic Audit Report 2015 – 2016 FACULTY OF AGRICULTURE

S. No.	Name of the Department	Average 360 Degree score #	1000 point benchmark sub total							Total 1000 Point score of the Department
			Curriculum	Teaching, Learning and evaluation (TLE)	Research, Consultancy and Extension (RCE)	Infrastructure and Learning Recourses (ILR)	Student Support and Progression (SSP)	Governance, Leadership and Management (GLM)	Institutional values and Best Practice (IBP)	
1.	Agronomy	93.59	95.5	136	125	70	65	52	55	848.50
2.	Soil Science and Agricultural Chemistry	94.00	81	80	64	69	41	34	27	490.00
3.	Genetics and Plant Breeding	106.00	123	177	96	57	47	64	100	770.00
4.	Microbiology	108.84	63	85	122	371	35	10	24	341.00
5.	Plant Pathology	83.06	110	136	116	68	49	54	53	609.00
6.	Entomology	95.85	126	148	184	75	62	48	18	661.00
7.	Agricultural Economics	146.75	120	140	77	31	50	35	55	543.56
8.	Horticulture	81.25	140	167	128	52	79	52	90	729.20
9.	Agricultural Extension	97.00	125	143	74	52	64	42	64	564.00
10.	Animal Husbandry	72.25	84	25	62	40	07	20	64	302.00


Dean

Faculty of Agriculture
DEAN


FACULTY OF AGRICULTURE
ANNAMALAI UNIVERSITY

ANNAMALAI UNIVERSITY

(Accredited with 'A' grade by NAAC)
Annamalainagar- 608002, Tamil Nadu, India

Consolidated Academic Audit Report 2016 – 2017 FACULTY OF AGRICULTURE

S. No.	Name of the Department	Average 360 Degree score #	1000 point benchmark sub total							Total 1000 Point score of the Department
			Curriculum	Teaching, Learning and evaluation (TLE)	Research, Consultancy and Extension (RCE)	Infrastructure and Learning Recourses (ILR)	Student Support and Progression (SSP)	Governance, Leadership and Management (GLM)	Institutional values and Best Practice (IBP)	
1.	Agronomy	93.42	13	159	130	39	47	22	55	715.00
2.	Soil Science and Agricultural Chemistry	98.00	94	91	70	72	36	36	25	522.00
3.	Genetics and Plant Breeding	140.00	123	173	83	57	27	64	100	767.00
4.	Microbiology	102.76	63	100	61	37	30	04	24	341.00
5.	Plant Pathology	90.47	110	139	142	68	49	54	53	640.00
6.	Entomology	95.85	126	136	173	75	62	48	18	638.00
7.	Agricultural Economics	149.24	122	144	76	30	54	35	44	540.35
8.	Horticulture	89.81	140	142	130	52	70	52	90	697.00
9.	Agricultural Extension	119.00	125	143	74	63	58	42	64	569.00
10.	Animal Husbandry	69.50	84	25	62	40	07	27	64	309.00


Dean

Faculty of Agriculture


DEAN
FACULTY OF AGRICULTURE
ANNAMALAI UNIVERSITY

ANNAMALAI UNIVERSITY

(Accredited with 'A' grade by NAAC)
Annamalainagar- 608002, Tamil Nadu, India

Consolidated Academic Audit Report 2017 – 2018 FACULTY OF AGRICULTURE

S. No.	Name of the Department	Average 360 Degree score #	1000 point benchmark sub total							Total 1000 Point score of the Department
			Curriculum	Teaching, Learning and evaluation (TLE)	Research, Consultancy and Extension (RCE)	Infrastructure and Learning Recourses (ILR)	Student Support and Progression (SSP)	Governance, Leadership and Management (GLM)	Institutional values and Best Practice (IBP)	
1.	Agronomy	97.47	134	164	192	39	47	22	55	903.00
2.	Soil Science and Agricultural Chemistry	100.00	80	84	63	65	39	40	20	491.00
3.	Genetics and Plant Breeding	154.00	110	167	142	63	37	50	70	793.00
4.	Microbiology	100.52	84	116	84	86	40	56	10	523.60
5.	Plant Pathology	124.18	113	150	127	68	49	54	53	639.00
6.	Entomology	114.61	128	144	177	80	65	52	22	668.00
7.	Agricultural Economics	149.11	122	144	87	30	54	35	44	552.12
8.	Horticulture	96.70	140	161	122	52	70	52	90	654.05
9.	Agricultural Extension	109.00	120	135	95	55	56	40	70	571.00
10.	Animal Husbandry	70.00	84	25	62	40	07	27	64	309.00


Dean

Faculty of Agriculture
DEAN


FACULTY OF AGRICULTURE
ANNAMALAI UNIVERSITY

ANNAMALAI UNIVERSITY

(Accredited with 'A' grade by NAAC)
Annamalainagar- 608002, Tamil Nadu, India

Consolidated Academic Audit Report 2018 – 2019 FACULTY OF AGRICULTURE

Sl No	Name of the Department	Average 360 Degree score #	1000 point benchmark sub total							Total 1000 Point score of the Department
			Curriculum	Teaching, Learning and evaluation (TLE)	Research, Consultancy and Extension (RCE)	Infrastructure and Learning Recourses (ILR)	Student Support and Progression (SSP)	Governance, Leadership and Management (GLM)	Institutional values and Best Practice (IBP)	
1.	Agronomy	127.89	134	164	194	39	47	22	55	905.00
2.	Soil Science and Agricultural Chemistry	117.00	87	79	69	71	37	55	16	531.00
3.	Genetics and Plant Breeding	151.00	112	163	139	63	37	40	60	765.00
4.	Microbiology	131.92	84	116	84	86	40	56	10	523.60
5.	Plant Pathology	147.23	113	155	158	85	49	54	53	708.00
6.	Entomology	142.55	136	142	180	85	65	54	22	684.00
7.	Agricultural Economics	157.04	122	144	101	30	59	35	35	539.28
8.	Horticulture	112.26	138	165	121	53	70	69	90	834.40
9.	Agricultural Extension	154.00	119	175	76	71	65	56	74	636.00
10.	Animal Husbandry	104.90	84	25	47	40	07	27	64	294.00



Dean

Faculty of Agriculture

DEAN

**FACULTY OF AGRICULTURE
ANNAMALAI UNIVERSITY**


ANNAMALAI UNIVERSITY

(Accredited with 'A' grade by NAAC)
Annamalainagar- 608002, Tamil Nadu, India

Consolidated Academic Audit Report 2019 – 2020

FACULTY OF AGRICULTURE

S. No.	Name of the Department	Average 360 Degree score #	1000 point benchmark sub total							Total 1000 Point score of the Department
			Curriculum	Teaching, Learning and evaluation (TLE)	Research, Consultancy and Extension (RCE)	Infrastructure and Learning Recourses (ILR)	Student Support and Progression (SSP)	Governance, Leadership and Management (GLM)	Institutional values and Best Practice (IBP)	
1.	Agronomy	120.54	134	157	194	52	40	56	55	938.00
2.	Soil Science and Agricultural Chemistry	81.00	89	74	81	60	38	40	25	488.00
3.	Genetics and Plant Breeding	134.00	108	113	122	63	37	32	70	679.00
4.	Microbiology	118.68	96	144	92	86	40	50	30	538.00
5.	Plant Pathology	145.95	113	151	165	80	55	61	80	754.00
6.	Entomology	112.22	131	146	186	85	65	64	22	699.00
7.	Agricultural Economics	158.70	123	141	84	23	59	25	25	566.40
8.	Horticulture	147.16	138	134	103	37	60	68	60	618.00
9.	Agricultural Extension	152.00	126	138	98	56	58	42	64	582.00
10.	Animal Husbandry	101.90	103	32	90	35	07	25	64	356.00


Dean

Faculty of Agriculture
DEAN

**FACULTY OF AGRICULTURE
ANNAMALAI UNIVERSITY**

ANNAMALAI UNIVERSITY

(Accredited with 'A' grade by NAAC)
Annamalainagar- 608002, Tamil Nadu, India

Consolidated Academic Audit Report 2015 - 2016 Faculty of Engineering and Technology

S. No.	Name of the Department	Average 360 Degree score #	1000 point benchmark sub total							Total 1000 Point score of the Department
			Curriculum	Teaching, Learning and evaluation (TLE)	Research, Consultancy and Extension (RCE)	Infrastructure and Learning Recourses (ILR)	Student Support and Progression (SSP)	Governance, Leadership and Management (GLM)	Institutional values and Best Practice (IBP)	
1.	Chemical Engineering	64.78	141	117	143	57	58	84	78	678
2.	Civil Engineering	112.89	146	143	165	66	55	84	90	861.89
3.	Civil & Structural Engineering	119.06	150	200	200	100	90	80	60	880
4.	Computer Science Engineering	78.01	109.99	94.95	166.64	71.65	33.33	30	53.33	650.67
5.	Electrical Engineering	106.70	143.33	129.95	123.3	79.98	80	89.98	60	706.54
6.	Electronics & Instrumentation Engineering	109	130	140	158	71	72	46	72	689
7.	Mechanical Engineering	71.75	140	107	125	81	65	71	87	676
8.	Manufacturing Engineering	78	127	124	159	64	49	57	67	647
9.	Pharmacy	109	140	160	186	70	73	90	100	819

Dean
Faculty of Engineering and Technology


DEAN
FACULTY OF ENGG. AND TECH.
ANNAMALAI UNIVERSITY
ANNAMALAI NAGAR - 608 002

ANNAMALAI UNIVERSITY

(Accredited with 'A' grade by NAAC)
Annamalainagar- 608002, Tamil Nadu, India

Consolidated Academic Audit Report 2016 - 2017 Faculty of Engineering and Technology

S. No.	Name of the Department	Average 360 Degree score #	1000 point benchmark sub total							Total 1000 Point score of the Department
			Curriculum	Teaching, Learning and evaluation (TLE)	Research, Consultancy and Extension (RCE)	Infrastructure and Learning Recourses (ILR)	Student Support and Progression (SSP)	Governance, Leadership and Management (GLM)	Institutional values and Best Practice (IBP)	
1.	Chemical Engineering	64.88	148	130	159	68	70	88	94	757
2.	Civil Engineering	123.19	146	149	146	66	60	80	90	860.19
3.	Civil & Structural Engineering	113.94	150	200	200	100	90	90	60	890
4.	Computer Science Engineering	95.17	116.65	84.96	94.99	68.32	33.33	46.66	40.0	518.62
5.	Electrical Engineering	101.33	140	131.64	138.33	86.66	70	79.99	60	706.62
6.	Electronics & Communication Engineering	82.84	130	121.66	151.67	80	50	60	90	683.33
7.	Electronics & Instrumentation Engineering	114	134	143	153	71	54	42	72	669
8.	Mechanical Engineering	94.6	140	107	129	81	65	71	87	680
9.	Manufacturing Engineering	94	127	124	159	64	49	71	64	658
10.	Pharmacy	110	140	160	186	70	73	86	100	815


 Dean
 Faculty of Engineering and Technology
DEAN
FACULTY OF ENGG. AND TECH.
ANNAMALAI UNIVERSITY
ANNAMALAI NAGAR - 608 002

ANNAMALAI UNIVERSITY

(Accredited with 'A' grade by NAAC)
Annamalainagar- 608002, Tamil Nadu, India

Consolidated Academic Audit Report 2017 - 2018

Faculty of Engineering and Technology

S. No.	Name of the Department	Average 360 Degree score #	1000 point benchmark sub total							Total 1000 Point score of the Department
			Curriculum	Teaching, Learning and evaluation (TLE)	Research, Consultancy and Extension (RCE)	Infrastructure and Learning Recourses (ILR)	Student Support and Progression (SSP)	Governance, Leadership and Management (GLM)	Institutional values and Best Practice (IBP)	
1.	Chemical Engineering	66.98	148	130	140	68	70	88	94	738
2.	Civil Engineering	122.81	150	149	209	66	50	74	90	910.81
3.	Civil & Structural Engineering	120.41	150	200	200	100	90	80	65	895
4.	Computer Science Engineering	95.81	116.65	78.3	108.32	68.32	43.33	40.0	40.0	529.56
5.	Electrical Engineering	99.24	140	131.63	128.31	86.66	70	73.32	73.33	703.25
6.	Electronics & Communication Engineering	96.11	130	121.66	148.33	80	50	60	90	679.99
7.	Electronics & Instrumentation Engineering	110	134	143	159	71	54	42	72	687
8.	Information Technology	73.92	133.33	101.64	71.65	76.65	46.66	59.99	73.33	720.95
9.	Mechanical Engineering	101.8	140	102	125	87	65	71	87	677
10.	Manufacturing Engineering	98	129	134	162	54	49	58	64	650
11.	Pharmacy	118	140	160	186	70	73	86	100	815

Dean
Faculty of Engineering and Technology

DEAN
FACULTY OF ENGG. AND TECH.
ANNAMALAI UNIVERSITY
ANNAMALAI NAGAR - 608 002

ANNAMALAI UNIVERSITY

(Accredited with 'A' grade by NAAC)

Annamalainagar- 608002, Tamil Nadu, India

Consolidated Academic Audit Report 2018 - 2019

Faculty of Engineering and Technology

S. No.	Name of the Department	Average 360 Degree score #	1000 point benchmark sub total							Total 1000 Point score of the Department
			Curriculum	Teaching, Learning and evaluation (TLE)	Research, Consultancy and Extension (RCE)	Infrastructure and Learning Recourses (ILR)	Student Support and Progression (SSP)	Governance, Leadership and Management (GLM)	Institutional values and Best Practice (IBP)	
1.	Chemical Engineering	95.77	150	136	131	66	80	85	90	738
2.	Civil Engineering	137.05	150	155	166	66	65	94	90	923.05
3.	Civil & Structural Engineering	107.72	150	200	200	100	90	80	70	900
4.	Computer Science Engineering	120.52	139.99	134.97	148.33	83.32	75.0	66.33	66.66	611.37
5.	Electrical Engineering	105.60	143.33	133.31	113.31	84.98	63.33	89.99	73.33	701.58
6.	Electronics & Communication Engineering	156.76	130	129.99	118.33	86.67	55	66.67	90	676.66
7.	Electronics & Instrumentation Engineering	130	136	130	154	71	54	42	72	659
8.	Information Technology	103.75	133.33	98.31	61.65	76.65	43.33	66.65	73.33	669.42
9.	Mechanical Engineering	96.5	140	102	121	87	65	71	87	673
10.	Manufacturing Engineering	98	133	131	156	64	49	78	64	675
11.	Pharmacy	139	144	160	186	70	73	82	100	815

Dean

Faculty of Engineering and Technology

DEAN
FACULTY OF ENGG. AND TECH.
ANNAMALAI UNIVERSITY
ANNAMALAI NAGAR - 608 002

ANNAMALAI UNIVERSITY

(Accredited with 'A' grade by NAAC)
Annamalainagar- 608002, Tamil Nadu, India

Consolidated Academic Audit Report 2019 - 2020

Faculty of Engineering and Technology

S. No.	Name of the Department	Average 360 Degree score #	1000 point benchmark sub total							Total 1000 Point score of the Department
			Curriculum	Teaching, Learning and evaluation (TLE)	Research, Consultancy and Extension (RCE)	Infrastructure and Learning Recourses (ILR)	Student Support and Progression (SSP)	Governance, Leadership and Management (GLM)	Institutional values and Best Practice (IBP)	
1.	Chemical Engineering	97.16	147	129	131	66	60	81	90	704
2.	Civil Engineering	137.09	150	145	158	66	50	91	90	887.09
3.	Civil & Structural Engineering	105.42	150	200	200	100	90	80	60	900
4.	Computer Science Engineering	120.04	139.99	129.97	133.33	83.32	75.0	66.33	66.66	715.44
5.	Electrical Engineering	103.09	140	138.32	113.32	86.66	70	79.99	76.66	704.95
6.	Electronics & Communication Engineering	154.73	130	133.33	151.66	80	55	73.33	90	713.32
7.	Electronics & Instrumentation Engineering	127	136	122	130	64	54	30	62	558
8.	Information Technology	120.34	133.33	98.31	59.98	76.65	33.33	63.32	73.33	618.98
9.	Mechanical Engineering	103.7	140	110	119	87	65	71	87	679
10.	Manufacturing Engineering	101	133	131	137	64	49	57	64	656
11.	Pharmacy	145	144	160	186	70	73	90	88	811

Dean
Faculty of Engineering and Technology

DEAN
FACULTY OF ENGG. AND TECH.
ANNAMALAI UNIVERSITY
ANNAMALAI NAGAR - 608 002

ANNAMALAI UNIVERSITY

(Accredited with 'A' grade by NAAC)

Annamalainagar- 608002, Tamil Nadu, India

Consolidated Academic Audit Report 2015-2016

Faculty of Science

Sl. No.	Name of the Department	Average 360 Degree score #	1000 point benchmark sub total							Total 1000 Point score of the Department
			Curriculum	Teaching, Learning and Evaluation (TLE)	Research, Consultancy and Extension (RCE)	Infrastructure and Learning Recourses (ILR)	Student Support and Progression (SSP)	Governance, Leadership and Management (GLM)	Institutional values and Best Practice (IBP)	
1.	Mathematics	84	130	135	132	83	63	60	48	651
2.	Statistics	189.4	128	138	129	74	51	74	48	642
3.	Physics	129	96	107	148	83	63	57	60	614
4.	Chemistry	176	110	115	185	65	40	60	60	635
5.	Biochemistry & Biotechnology	160.8	129.7	133.3	184.8	64.8	69.8	73.0	66.3	721.7
6.	Botany	134	99	102	68	58	60	66	39	492
7.	Zoology	157.43	134	151	147	702	57	82	86	729
8.	Earth Sciences	165	110	156	160	77	65	60	80	708
9.	Microbiology	105	105.5	64	40.5	25	30	17.5	22.50	305
10.	Computer & Information Science	105	103	135	83	55	45	60	30	506
11.	Sports Sciences	-	-	-	-	-	-	-	-	-

[Signature]
20/4/24

Dean

Faculty of Science

DEAN

FACULTY OF SCIENCE
ANNAMALAI UNIVERSITY

ANNAMALAI UNIVERSITY


(Accredited with 'A' grade by NAAC)

Annamalainagar- 608002, Tamil Nadu, India

Consolidated Academic Audit Report 2016-2017

Faculty of Science

S. No.	Name of the Department	Average 360 Degree score #	1000 point benchmark sub total							Total 1000 Point score of the Department
			Curriculum	Teaching, Learning and evaluation (TLE)	Research, Consultancy and Extension (RCE)	Infrastructure and Learning Recourses (ILR)	Student Support and Progression (SSP)	Governance, Leadership and Management (GLM)	Institutional values and Best Practice (IBP)	
1.	Mathematics	92	130	137	141	83	63	60	48	662
2.	Statistics	188.8	128	138	133	74	51	74	48	646
3.	Physics	127	96	107	148	83	63	57	60	614
4.	Chemistry	185	112	120	180	68	40	60	60	640
5.	Biochemistry & Biotechnology	171.4	129.7	133.3	184.8	64.8	69.8	73.0	66.3	721.7
6.	Botany	125.4	102	99	72	60	62	64	42	501
7.	Zoology	150.07	128	156	152	72	57	82	86	733
8.	Earth Sciences	172	120	150	135	77	55	66	85	688
9.	Microbiology	105	105.5	60.5	80	25	3	17.5	22.50	341
10.	Computer & Information Science	116	103	135	83	55	10	60	30	476
11.	Sports Sciences	-	-	-	-	-	-	-	-	-


20/4/24

Dean

Faculty of Science
DEAN
FACULTY OF SCIENCE
ANNAMALAI UNIVERSITY

ANNAMALAI UNIVERSITY

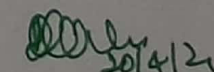
(Accredited with 'A' grade by NAAC)

Annamalainagar- 608002, Tamil Nadu, India

Consolidated Academic Audit Report 2017-2018

Faculty of Science

S. No.	Name of the Department	Average 60 Degree score #	1000 point benchmark sub total							Total 1000 Point score of the Department
			Curriculum	Teaching, Learning and evaluation (TLE)	Research, Consultancy and Extension (RCE)	Infrastructure and Learning Resources (ILR)	Student Support and Progression (SSP)	Governance, Leadership and Management (GLM)	Institutional values and Best Practice (IBP)	
1.	Mathematics	96	130	117	147	83	63	60	48	648
2.	Statistics	185.0	128	138	119	74	51	74	48	632
3.	Physics	125	105	107	148	83	63	57	60	623z
4.	Chemistry	186	113	116	163	68	40	65	60	625
5.	Biochemistry & Biotechnology	173.4	129.7	133.3	184.8	64.8	69.8	73.0	66.3	721.7
6.	Botany	141	98	104	74	64	64	66	41	511
7.	Zoology	145.07	128	139	157	59	70	82	100	725
8.	Earth Sciences	185	115	148	125	72	67	56	70	653
9.	Microbiology	110	105.5	76	55.5	25	30	17.5	22.50	332
10.	Computer & Information Science	82	130	141	192	61	60	60	30	674
11.	Sports Sciences	-	-	-	-	-	-	-	-	-



Dean

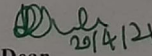
Faculty of Science

DEAN

FACULTY OF SCIENCE
ANNAMALAI UNIVERSITY

ANNAMALAI UNIVERSITY
 (Accredited with 'A' grade by NAAC)
 Annamalai Nagar- 608002, Tamil Nadu, India
Consolidated Academic Audit Report 2018-2019
Faculty of Science

Sl. No.	Name of the Department	Average 360 Degree score #	1000 point benchmark sub total							Total 1000 Point score of the Department
			Curriculum	Teaching Learning and evaluation (TLE)	Research Continuity and Innovation (RCE)	Infrastructure and Learning Resources (ILR)	Student Support and Progression (SSP)	Governance, Leadership and Management (GLM)	Institutional values and Ethics Practice (IIP)	
1.	Mathematics	112	130	124	119	83	63	60	48	657
2.	Statistics	194.7	128	138	119	74	51	74	48	632
3.	Physics	120	105	116	163	83	63	57	60	647
4.	Chemistry	190	135	116	163	68	40	65	60	647
5.	Biochemistry & Biotechnology	167.6	129.7	133.3	184.8	64.8	69.8	73.0	66.3	721.7
6.	Botany	135.07	103	100	78	68	68	65	40	522
7.	Zoology	145.16	127	131	88	46	52	68	86	598
8.	Earth Sciences	172	105	155	102	72	57	56	84	631
9.	Microbiology	104	105.5	76	94	27.5	35	21	33	392
10.	Computer & Information Science	105	103	134	93	60	45	60	30	525
11.	Sports Sciences	110	135	145	88	71	37	67	72	725


 29/4/21
 Dean

DEAN
 Faculty of Science
 FACULTY OF SCIENCE
 ANNAMALAI UNIVERSITY

ANNAMALAI UNIVERSITY

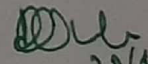
(Accredited with 'A' grade by NAAC)

Annamalainagar- 608002, Tamil Nadu, India

Consolidated Academic Audit Report – 2019-2020

Faculty of Science

Sl. No.	Name of the Department	Average 300 Degree score #	1000 point benchmark sub total							Total 1000 Point score of the Department
			Curriculum	Teaching, Learning and evaluation (TLLE)	Research, Consultancy and Extension (RCE)	Infrastructure and Learning Recourses (ILR)	Student Support and Progression (SSP)	Governance, Leadership and Management (GLM)	Institutional values and Best Practice (IBP)	
1.	Mathematics	111	133	103	147	83	59	60	48	630
2.	Statistics	197.8	128	138	133	74	51	74	48	646
3.	Physics	124	105	116	163	83	63	57	60	647
4.	Chemistry	195	135	115	170	75	40	70	90	700
5.	Biochemistry & Biotechnology	160.44	140	165	181	81	73	82	80	802
6.	Botany	134.1	104	103	66	57	59	63	44	496
7.	Zoology	134.59	135	144	95	61	42	58	86	621
8.	Earth Sciences	152	104	144	97	72	47	46	74	584
9.	Microbiology	114	111.5	59.5	84	14.5	25	17.5	35	347
10.	Computer & Information Science	80	128	134	108	60	50	60	30	570
11.	Sports Sciences	139	135	141	89	62	34	70	72	742


20/4/24

Dean

Faculty of Science

DEAN

FACULTY OF SCIENCE
ANNAMALAI UNIVERSITY